

# **37 Insanely Smart DIY Storage Ideas You Need To Know**

Almost at every place in your home you need to have storage. Looking for a good storage solution is a challenge for those who live in a small house or apartments. Luckily, we have some game-changing DIY solutions for extra storage in every home. Have a look. You'll see some truly genius storage ideas you've never seen before. Enjoy!

**1. Place magazines and books on the headboard ribba picture ledge.**



Source:

[hitta-hem.blogspot.de](http://hitta-hem.blogspot.de)

## 2. Clutch organizer using kitchen lid

**rack.**









Clutches



Add Clutches

Source:

fabulousfashions4sensiblestyle.blogspot.com

### 3. Use velcro to keep your remotes in place.



**4. Use a pegboard to hang extra storage or utensils.**



Source:

[marthastewart.com](http://marthastewart.com)

**5. Hanging baskets under the cabinet.**



Tutoria

l: [organizingmadefun.blogspot.com](http://organizingmadefun.blogspot.com)

## 6. Make Your Own Hanging Laundry Hamper

## EMBROIDERY HOOP HAMPER

*quick & easy DIY*



Tutoria

1: [makingniceinthemidwest.com](http://makingniceinthemidwest.com)

## 7. PVC Pipe Toothbrush Holders

# PVC Pipe Toothbrush Holders



*Crafting in the Rain*

Tutoria

l: [craftingintherain.com](http://craftingintherain.com)

**8. Use shower curtain rod to hang bath**

toiletries, poufs, kids toys, etc.



Source:


[imgur.com](https://imgur.com)



Source:

[muji.net](http://muji.net)

## **9. Use every corner of the space**



Tutoria

l: mintlovesocialclub.com

**10. These shoe bags just velcro over the rod in the closet, perfect for storing paper towel rolls.**



Source:





Tutoria

l: [iheartorganizing.blogspot.com](http://iheartorganizing.blogspot.com)

**13. Use Legos as desk organizers – LEGO Key and Cable Holder.**



Source:

[dorkly.com](https://dorkly.com)

**14. Use a wooden craft store rack to hold headbands.**



Tutoria

l: [thepaletteemuse.com](http://thepaletteemuse.com)

**15. Turn a bar cart into a craft station.**



Source :

ikea.com

**16.Using leftover PVC pipe, attach to garage wall to help organize your garden tools.**



ashbeedesign.com

Source:

## 17. Spice Rack Makeover



Tutoria

l: [soyouguys.com](http://soyouguys.com)

## 18. Use a fruit basket as a toy caddy.



Source:

8footsix.com

## 19. Hidden Toothbrush Organizer



Source:

[familyhandyman.com](http://familyhandyman.com)

**20. One wonder hanger make your closet feel bigger.**



Source :

[hercampus.com](http://hercampus.com)

## 21. Make a Peg Board Box



Tutoria

l: [thistlewoodfarms.com](http://thistlewoodfarms.com)

## 22. Keep a hair dryer using a magazine

holder.



Source:

sugarbeecrafts.com

## 23. Clamp Cord Organizers



Source:

familyhandyman.com

**24. Line the area right underneath the ceiling with shelves.**



Source:

[thecuriousreserve.com](http://thecuriousreserve.com)

**25. IKEA's ribba as a ledge charging station.**







# IKEA HACK: RIBBA

*space-saving nightstand*



Source:

couldawouldapica.blogspot.com

## 26. Cheap and Easy DIY Christmas Ornament Storage!



Tutoria

l: [craptastickatie.blogspot.com](http://craptastickatie.blogspot.com)

## 27. Put Washer and Dryer on a Shelf



{show & tell}

Source:

[sweetpickinsfurniture.com](http://sweetpickinsfurniture.com)

**28. Use hooks to hold saran wrap and aluminum foil dispensers.**



Source:

[askannamoseley.com](http://askannamoseley.com)

## 29. Repurpose a Wine Rack as a Purse

# Organizer.



Source:

[blog.salvagelife.com](http://blog.salvagelife.com)

### 30. Hang towels and things on the back of your door.



Tutoria

l: [instructables.com](http://instructables.com)

## 31. DIY Book Storage



Source:

**32.Keep your shoes organized by using tension rods.**







# Shoe explosion?



Round up some old tension rods.



Voila!

Source:

arielvenereal.com

**33. Turns out most bottles are just the right size for bracelet storage.**



Source:

decoratrix.com

**34. Use pipe fittings to hold hair styling tools.**









Tutorial:

nelliebellie.com

## 35.DIY Outdoor Firewood Storage



Source:

trinethorsen.com

**36. Put a magnet strip under your cabinets to store spices.**



Source:

[decoreacao.wordpress.com](http://decoreacao.wordpress.com)

**37. DIY Playroom Storage**



Source :

[iheartorganizing.blogspot.com](http://iheartorganizing.blogspot.com)

Sursa: <http://www.architecturendesign.net>

---

# 21 Creative DIY Wall Art Ideas To Decorate Your Space

When you're thinking of brightening up a boring, plain wall, a fresh coat of paint or a framed picture isn't the only way you can go about it. Why not get really creative and add some 3D wall art to your living spaces? It's a fun way of decorating, and best of all, you can do it yourself and make something to be proud of. Check out these 21 DIY ways to make your walls 3D.



etsy

You can make almost any hanging shape you like out of cardboard cutouts, like this heart for instance.





Envelopes can add a layer of interest to a wall.










Butterflies are a really popular form of wall art, not to mention cute and pretty.



As are flowers, which you can make from a variety of materials in all different shapes and sizes.





A little of the outdoors can be brought indoors for a unique effect.

5/18/12  
John O.














crazinesssues.wordpressGet creative using pebbles.







Look how eye-catching this vase of flowers inside a frame is.



Sursa: [www.architecturendesign.net](http://www.architecturendesign.net)