37 Insanely Smart DIY Storage Ideas You Need To Know

Almost at every place in your home you need to have storage. Looking for a good storage solution is a challenge for those who live in a small house or apartments. Luckily, we have some game-changing DIY solutions for extra storage in every home. Have a look. You’ll see some truly genius storage ideas you’ve never seen before. Enjoy!

1.Place magazines and books on the headboard ribba picture ledge.

Source: hitta-hem.blogspot.de

2.Clutch organizer using kitchen lid

rack.

Source:

fabulousfashions4sensiblestyle.blogspot.com

3.Use velcro to keep your remotes in place.

4.Use a pegboard to hang extra storage or utensils.

Source: marthastewart.com

5.Hanging baskets under the cabinet.

Tutorial: organizingmadefun.blogspot.com

6.Make Your Own Hanging Laundry Hamper

Tutorial: makingniceinthemidwest.com

7.PVC Pipe Toothbrush Holders

Tutorial: craftingintherain.com

8.Use shower curtain rod to hang bath

toiletries, poufs, kids toys, etc.

Source: imgur.com

Source: muji.net

9.Use every corner of the space



Tutoria

l: mintlovesocialclub.com

10.These shoe bags just velcro over the rod in the closet, perfect for storing paper towel rolls.

Source:

sewmanyways.blogspot.com

11.His and Her Closet Organizer

Source: lookiewhatidid.blogspot.ca

12.DIY Crate Book Storage

Tutorial: iheartorganizing.blogspot.com

13.Use Legos as desk organizers – LEGO Key and Cable Holder.

Source: dorkly.com

14.Use a wooden craft store rack to hold headbands.

Tutorial: thepalettemuse.com

15.Turn a bar cart into a craft station.

Source: ikea.com

16.Using leftover PVC pipe, attach to garage wall to help organize your garden tools.

Source: ashbeedesign.com

17.Spice Rack Makeover

Tutorial: soyouguys.com

18.Use a fruit basket as a toy caddie.

Source: 8footsix.com

19.Hidden Toothbrush Organizer

Source: familyhandyman.com

20.One wonder hanger make your closet feel bigger.

Source: hercampus.com

21.Make a Peg Board Box

Tutorial: thistlewoodfarms.com

22.Keep a hair dryer using a magazine

holder.



Source:

sugarbeecrafts.com

23.Clamp Cord Organizers

Source: familyhandyman.com

24.Line the area right underneath the ceiling with shelves.

Source: thecuriousreserve.com

25.IKEA’s ribba as a ledge charging station.

Source:

couldawouldapica.blogspot.com

26.Cheap and Easy DIY Christmas Ornament Storage!

Tutorial: craptastickatie.blogspot.com

27.Put Washer and Dryer on a Shelf

Source: sweetpickinsfurniture.com

28.Use hooks to hold saran wrap and aluminum foil dispensers.

Source: askannamoseley.com

29.Repurpose a Wine Rack as a Purse

Organizer.

Source: blog.salvagelife.com

30.Hang towels and things on the back of your door.



Tutorial: instructables.com

31.DIY Book Storage

Source: editorialtamarisco.com

32.Keep your shoes organized by using tension rods.

Shoe explosion?
Round up some old tension rods.
Stagger for heels.
Level for flats.
Voila!

Source:

arielvenereal.com

33.Turns out most bottles are just the right size for bracelet storage.

Source: decoratrix.com

34.Use pipe fittings to hold hair styling tools.

Tutorial:

nelliebellie.com

35.DIY Outdoor Firewood Storage



Source: trinethorsen.com

36.Put a magnet strip under your cabinets to store spices.

Source: decoreacao.wordpress.com

37.DIY Playroom Storage

Source: iheartorganizing.blogspot.com

Sursa: http://www.architecturendesign.net