

20 Perfect Tiny Tattoos That Everyone Will Love Vol. 2



Tiny tattoos are an unending source of ink enjoyment. There's so much variety and so much creativity involved that inspiration for them really can be unending (as we saw in tiny tattoos Vol. 1). So, to show you just what I mean, I'm back with Vol. 2 to keep this originality flowing. Let's see all the additional places and things you can have tattooed on a tiny scale.

1. Ooo matching tiny tatties.

via tumblr / rbrtsn

2. Not totally tiny, but totally cute.

via Iconosquare / @samanthamancino

3. Tucked away.

via Iconosquare / @ueti__2

4. I love this.

via 0frick

5.

via Instagram / @beautyartsbrudis

6. So personalized.

via flickr / ny_press

7. Omg this totally adorable.

via Iconosquare / @supraleaf

8. I'm not entirely sure what about this makes me like this so much, but I really, really do!

via Iconosquare / @_jamespsullivan

9. These are both fantastic.

via Iconosquare / @ninaaaslie

10.

via Iconosquare / @missrene2u

11. Clever.

Iconosquare / @senjutikundu

12. Super cute.

via Iconosquare / @pixiestick86

13. Perfect.

via Boa Informacao

14. The perfect accessory.

via Iconosquare / @petuskaaa

15. Make a wish...

via Iconosquare / @chaos.cactis

16. Darling.

via tumblr / weissesrauschen

17. OMG this is real!!

via Iconosquare / @kolormebadd

18. The tattoo makes the picture, really. Let's be honest.

via Iconosquare / @mischlynn

19. BFF tiny tats.

via Iconosquare / @mucchis

20. Oldie but a goodie.

via Iconosquare / @ianthestrikingviking

Main image source: tumblr / rbrtsn

Collage image source: 1. Iconosquare / @katrincroth 2. tumblr / weissesrauschen 3. Iconosquare / @missrene2u

Sursa: diply.com

20 Perfect Tiny Tattoos That Everyone Will Love Vol. 1



Do you have one of those friends who seem to have a new tattoo every time you see them? It's so common now, especially with ones that are inked for aesthetics; just tiny little decorative guys in cute places that act as accessories. I love

it. And just to show how this phenomena is taking over, I've put together a list of 20 tiny tattoos for your viewing pleasure. Warning: this will make you want one...bad!

1. I LOVE finger tattoos. Especially this one.

via Iconosquare / @ladyclare88

2. For all you cyclists out there...

via Iconosquare / @inspirationbike

3. This is the most perfect spot for a tiny tatt.

via Iconosquare / @von182t

4. This is adorable.

via Iconosquare / @weazrock

5. Not too sure what this means, but I super dig it.

via Iconosquare / @jocelynmcg

6. Perfection.

(Note: This is a temporary tattoo, but, I mean, that placement. That. Placement.)

via Cloum Cloum

7. This would be such a cute friendship tattoo. It's also lovely like this!

via tumblr / neude

8. Tiny tats are all about minimalism.

via Iconosquare / @villajules

9. So delicate.

via Iconosquare / @inkandwheels

**10. This is what I mean by accessories.
So pretty.**

via Iconosquare / @princeznamisicka

11. This one's for the cat lovers...

via Mariposa Love

12. Want.

via Iconosquare / @boitattoa

**13. No matter how common these become,
heart tats on the finger will always
look good.**

via Instagram / @pam_carrasco

14. Classy stuff.

via Iconosquare / @u42o

**15. I don't know why, I love line
tattoos. They're so simple and I just
love them. Damn you, Lana Del Rey.**

via Iconosquare / @daf647

16. This is the cutest tiny tatt I've ever seen.

via tumblr / discopen

17. So cute! Love you, mama.

via Iconosquare / @naaadia

18. Yes, more lines! Love!

|via Iconosquare / @lacolectionadora

19. Guys get tiny tatts too!

via Iconosquare / @daf647

20. And you can never go wrong with a triangle either.

via Iconosquare / @itsdjsami

Main image source: Iconosquare / @inspirationbike

Collage image source: 1.tumblr / neude 2.Iconosquare / @lacolectionadora 3.Iconosquare / @daf647

Sursa: diply.com

**Un mod practic de a curata
cada de murdarie si pete de
rugina**

Un articol de Calin Petru Barbulescu

Petele de rugina pot fi greu de indepartat chiar si folosind detergenti chimici puternici. Pentru rezultate optime, se recomanda sa intervii cat mai din vreme in astfel de cazuri. Cu cat petele sunt mai vechi, cu atat devin mai greu de eliminat.

In loc sa cumperi produse chimice scumpe, agresive si periculoase, poti folosi o serie de ingrediente casnice la indemana in orice gospodarie:

Vezi mai jos despre ce este vorba:

Este vorba despre otet de vin si sare fina.

Acest amestec puternic CITESTE IN CONTINUARE

Sursa: secretele.com

10 Tools Every Kid Should Learn to Use

Start 'em young. If you want to raise a self-reliant kid, get these tools into their hands.



Start 'em young. If you want to raise a self-reliant kid, get these tools into their hands.

1 Hammer



Age 7

Any rambunctious kid should be comfortable swinging a hammer. Just be sure it's something light enough to handle correctly but sufficiently heavy to be effective. „No matter what the tool is, it has to fit,” Dahl says. „And that goes for anyone, whether male or female, young or old.” A claw hammer is - essential for pulling the inevitable bent nails—and if your kid still struggles, predrill a few holes so he or she can figure out the correct technique.

—

2 Needle-Nose Pliers



Age 8

As soon as children master scissors, they're ready for pliers, which have similar mechanics but are far more versatile. They'll be happier using smaller, 6-inch models with comfy rubberized handles. Set them loose on a spool of 12-gauge insulated copper wire, and once they get the hang of using the tool with one hand, they'll be bending, cutting, crimping, tightening, stripping, and twisting that wire into a variety of shapes while their classmates are still perfecting basic scrapbook skills.

3 Pocketknife



Age 9

A sharp knife and a fallen branch are all your kid needs to begin a lifetime of shaping wood. For now, stress the importance of cutting away from

the body while keeping the other hand safely behind the blade. With more experience, your child can experiment with pare (pull) cuts. Either way, he or she should be able to hold both the knife and the workpiece securely. A utility knife with a retractable blade has a large handle for a tight grip; it'll also give a universal lesson in changing blades when the tool becomes dull.

4 Handsaw



Age 10

Avoiding workshop meltdowns means teaching children proper techniques

early on. The handsaw, for example, can discourage any budding woodworker if taught incorrectly. „The key is always minimizing frustration,” says Paul Steiner, who teaches construction at Woodbridge Senior High School in Virginia. „Set them up so they’re comfortable getting their body over the board.” Build a sawhorse that fits them—perhaps only 12 to 16 inches tall—and give them a razor-sharp 15-inch crosscut saw.

5 Ladder



Age 11

Climbing trees is for kids; tweens get there faster with a ladder. As with all tools, correct setup is critical for safe use. Have them place the ladder on a firm, level surface away from doors and windows. Ensure it extends at least 3 feet past the supporting branch and that it's leaning at the correct angle. They can check this by standing at the base of the ladder and putting their arms straight out in front; their palms should touch the rung that's at shoulder height.

6 Soldering Iron



Age 12

When you were 12, you built an AM radio inside a Tic Tac box. Your kid, however, lives in a world of Arduino-type microcontrollers that can operate robots. Don't be intimidated, though. The essentials of electronics and the tools used to work with them haven't changed much. So grab your trusty old pencil-tipped iron and a spool of rosin-core solder, go over a few basic skills—tinning stranded wire is a good start—and beam as your kid's chess-playing robot dominates the next science fair.

7 Jigsaw



Age 14

No cutting tool is more versatile than a jigsaw. It produces curvy shapes in wood, plastics, and thin metals, making it ideal for kid-friendly projects such as, well, jigsaw puzzles. It also provides a valuable lesson in recognizing a power tool's limits. As your child turns the jigsaw into a curve, he or she will feel the tension in the blade as it binds against the material. Too much and the blade will break.

8 Cordless Drill



Age 13

Your child's first power tool is one of the safest and most versatile. „Kids need it no matter what they're building, whether a birdhouse or a Pinewood Derby car,” Steiner says. To start, skip the drill bits—they'll just get broken. Instead, clip the head off a finish nail and chuck it up; it takes more abuse, and it's easier to replace. „A four-penny nail works as a 1/16-inch bit,” Steiner says. „You can work all the way up to a 16-penny nail, which is about a 1/8-inch.”

9 Circular Saw



Age 15

Are your children ready for a grown-up tool? That's for you to decide. „Some kids are more comfortable with tools at age 7 than others are at 15,” Dahl says. „Be honest about their skill level; don't force a tool on them that they're not ready for.” Be honest about your own skill level too—and don't let your ego stop you from asking an experienced friend or family member for a quick class.

10 Chain Saw



Age 16

Young woodcutters need at least a year's apprenticeship to learn the safe handling of a chain saw. „It's not where the saw starts that counts; it's where it finishes the cut," PM senior home editor Roy Berendsohn says. Even if you're an experienced woodsman, consider taking a refresher class with an arborist so you don't pass on bad habits to your kids. These often include skimping on safety gear such as chaps, boots, gloves, safety glasses, and hearing protection.

Sursa: popularmechanics.com

40 Simple Tips For A Happy And Healthy Life

It's all about career and success these days. No matter what we achieve, it's never enough, we always strive for more. It's all good as long as we don't forget ourselves and our loved ones. Sadly, that's rarely the case.

That's why we wanted to share these life tips by Daily Health Gen with you. Hopefully, they will be a source of inspiration for some positive changes, even if the smallest ones. We all need a little push from time to time.


Leave a comment or vote for your favorite tips, we want to know what you think!

More info: [Daily Health Gen](#) (H/T: Bored Panda)

01. Tips For A Happy And Healthy Life



**TRY TO MAKE AT LEAST
THREE PEOPLE SMILE
EACH DAY.**


 /DailyHealthGen

source

02. Tips For A Happy And Healthy Life



**SIT IN SILENCE FOR AT
LEAST 10 MINUTES EACH
DAY.**


 /DailyHealthGen

source

03. Tips For A Happy And Healthy Life



**WHAT OTHER PEOPLE
THINK OF YOU IS NONE
OF YOUR BUSINESS.**


 /DailyHealthGen

source

04. Tips For A Happy And Healthy Life



**DREAM MORE WHILE
YOU ARE AWAKE.**

 /DailyHealthGen

source

05. Tips For A Happy And Healthy Life



**DON'T WASTE YOUR
PRECIOUS ENERGY
ON GOSSIP.**

 /DailyHealthGen

source

06. Tips For A Happy And Healthy Life



**YOU DON'T HAVE TO WIN
EVERY ARGUMENT.
AGREE TO DISAGREE.**


 /DailyHealthGen

source

07. Tips For A Happy And Healthy Life




**SPEND TIME WITH PEOPLE
OVER THE AGE OF 70 AND
UNDER THE AGE OF 6.**

 /DailyHealthGen

source

08. Tips For A Happy And Healthy Life



**DON'T TAKE YOURSELF TOO
SERIOUSLY. NO ONE ELSE
DOES.**

 /DailyHealthGen

source

09. Tips For A Happy And Healthy Life




**LIFE IS TOO SHORT TO
WASTE TIME HATING
ANYONE. SO, GET RID
OF THOSE ILL FEELINGS.**


 /DailyHealthGen

source

10. Tips For A Happy And Healthy Life



'DON'T COMPARE YOUR LIFE TO OTHERS'. YOU HAVE NO IDEA WHAT THEIR JOURNEY IS ALL ABOUT.


 /DailyHealthGen

source

11. Tips For A Happy And Healthy Life



**NO ONE IS IN CHARGE OF
YOUR HAPPINESS
EXCEPT YOU.**


 /DailyHealthGen

source

12. Tips For A Happy And Healthy Life



**READ MORE BOOKS
THAN YOU DID LAST
MONTH.**


 /DailyHealthGen

source

13. Tips For A Happy And Healthy Life



**YOUR JOB WON'T TAKE
CARE OF YOU WHEN
YOU ARE SICK.
YOUR FRIENDS WILL.
STAY IN TOUCH.**


 /DailyHealthGen

source

14. Tips For A Happy And Healthy Life



**SLEEP FOR 8 HOURS
A DAY.**


 /DailyHealthGen

source

15. Tips For A Happy And Healthy Life



**SMILE AND
LAUGH MORE.**

 /DailyHealthGen


source

16. Tips For A Happy And Healthy Life



DRINK PLENTY OF WATER.

*“Drink at least 2 Litres of
Water Per Day.”*


 /DailyHealthGen

source

17. Tips For A Happy And Healthy Life




**FORGET ISSUES OF THE PAST.
DON'T REMIND YOUR
PARTNER WITH HIS/HER
MISTAKES OF THE PAST.**


 /DailyHealthGen

source

18. Tips For A Happy And Healthy Life



**HOWEVER
GOOD OR BAD
A SITUATION IS,
IT WILL CHANGE.**

 /DailyHealthGen

source

19. Tips For A Happy And Healthy Life



**CALL YOUR FAMILY
OFTEN.**


 /DailyHealthGen

source

20. Tips For A Happy And Healthy Life



**TAKE 10 - 30 MINUTES
OF JOG EVERY DAY.**


 /DailyHealthGen

source

21. Tips For A Happy And Healthy Life




**NO MATTER HOW
YOU FEEL, GET UP,
DRESS UP AND
SHOW UP.**


 /DailyHealthGen

source

22. Tips For A Happy And Healthy Life



**MAKE TIME TO PRACTICE
MEDITATION, YOGA & PRAYER.**


 /DailyHealthGen

source

23. Tips For A Happy And Healthy Life




**MAKE PEACE WITH YOUR
PAST SO IT WON'T SPOIL
THE PRESENT.**


 /DailyHealthGen

source

24. Tips For A Happy And Healthy Life



**EAT MORE FOODS THAT GROW
ON TREES & PLANTS AND
EAT LESS FOOD THAT IS
MANUFACTURED IN PLANTS.**


 /DailyHealthGen

source

25. Tips For A Happy And Healthy Life



Live With The 3 E's
ENERGY,
ENTHUSIASM,
EMPATHY.


 /DailyHealthGen

source

26. Tips For A Happy And Healthy Life



**ENJOY LIFE EACH
MOMENT, TRY NEW
THINGS.**


 /DailyHealthGen

source

27. Tips For A Happy And Healthy Life




**EACH DAY GIVE
SOMETHING GOOD
TO OTHERS.**


 /DailyHealthGen

source

28. Tips For A Happy And Healthy Life



PLAY MORE GAMES.


 /DailyHealthGen

source

29. Tips For A Happy And Healthy Life



**LOVE YOURSELF, BECAUSE
YOU ARE UNIQUE AND
WONDERFUL IN YOUR
OWN WAY.**


 /DailyHealthGen

source

30. Tips For A Happy And Healthy Life



REALIZE THAT LIFE IS A SCHOOL AND YOU ARE HERE TO LEARN. PROBLEMS ARE SIMPLY PART OF THE CURRICULUM THAT APPEAR AND FADE AWAY LIKE ALGEBRA CLASS BUT THE LESSONS YOU LEARN WILL LAST A LIFETIME.


 /DailyHealthGen

source

31. Tips For A Happy And Healthy Life



**DON'T HAVE NEGATIVE THOUGHTS
OR THINGS YOU CANNOT CONTROL.
INSTEAD INVEST YOUR ENERGY IN
THE POSITIVE PRESENT MOMENT.**


 /DailyHealthGen

source

32. Tips For A Happy And Healthy Life



**GET RID OF ANYTHING
THAT ISN'T USEFUL,
BEAUTIFUL OR JOYFUL**


 /DailyHealthGen

source

33. Tips For A Happy And Healthy Life



**DON'T OVER DO.
KEEP YOUR LIMITS.**


 /DailyHealthGen

source

34. Tips For A Happy And Healthy Life



**FORGIVE EVERYONE
FOR EVERYTHING.**


 /DailyHealthGen

source

35. Tips For A Happy And Healthy Life




**EAT BREAKFAST LIKE A KING,
LUNCH LIKE A PRINCE AND
DINNER LIKE A PAUPER.**

 /DailyHealthGen

source

36. Tips For A Happy And Healthy Life



**TIME HEALS
EVERYTHING.**


 /DailyHealthGen

source

37. Tips For A Happy And Healthy Life



**THE BEST IS YET
TO COME.**

 /DailyHealthGen


source

38. Tips For A Happy And Healthy Life

WAKE
UP!!



**WHEN YOU AWAKE
ALIVE IN THE
MORNING, THANK
GOD FOR IT.**


 /DailyHealthGen

source

39. Tips For A Happy And Healthy Life



**ENVY IS A WASTE OF TIME.
YOU ALREADY HAVE ALL
YOU NEED OR DEFINITELY
WILL GET WHAT YOU
REALLY, REALLY WANT.**


 /DailyHealthGen

source

40. Tips For A Happy And Healthy Life



**YOUR INNER MOST
IS ALWAYS HAPPY.
SO, BE HAPPY.**

 /DailyHealthGen

source

Sursa: architecturendesign.net

INOVATIV: Probleme cu semnalul wireless în casă? Cu o simplă doză de bere ai semnal dublu! | VIDEO



Pe zi ce trece devenim din ce în ce mai conectați cu mediul online și ne folosim de cele mai noi tehnologii. Viața noastră a devenit mult mai simplă datorită acestor tehnologii iar acum, spre exemplu, accesul la internet se realizează mult mai ușor, router-ul wireless fiind un exemplu.

Cu toții avem în casă un router cu ajutorul căruia putem folosi internetul din orice colț. Chiar dacă pe instrucțiunile acestuia scrie că poate transmite semnal până la câteva sute de metri, când îl punem în funcțiune ne dăm seama că nu este chiar așa. Cum putem rezolva această problemă?

Oricâte lucruri am încercat, niciunul nu a dat roade. În clipul de mai jos puteți vedea cum rezolvați această problemă cu un lucru pe care îl aveți în casă.

Aveți nevoie de o doză de suc/bere pe care să o tăiați exact cum vă este prezentat în aceste imagini și urmărind toți ceilalți pași veți vedea cum ideea prinde viață. După asta veți avea semnal wireless peste tot prin casă. Merită să încercați, nu? Foarte mulți oameni au declarat că este o idee eficientă.

Așteptam să ne spuneți dacă aveți aceeași părere, după ce veți pune în practica instrucțiunile din clipul de mai jos.

Sursa video: [youtube.com](https://www.youtube.com)

Articol relatat de reporter24.ro

Sursa: expunere.com

Poarta sosete ude inainte de a merge la culcare pentru a preveni si trata gripa sau raceala – 0 metoda incredibila de vindecare!

Un articol de Cristian Iacov

Moda sosetelor ude a fost folosita in cultura indiana pentru a preveni si trata raceala si gripa.

Chiar daca nu pare deloc placuta, aceasta metoda este insa foarte utila. Strategia de umezire ajuta in simptomele febrei datorita faptului ca sangele incepe sa circule prin picioare, ajutand la cresterea fluxului circulatiei.

Mai intai trebuie sa-ti incalzesti picioarele in apa calda si apoi sa bagi o pereche de sosete subtiri in apa rece. Stoarcele si pune-ti-le inainte de a merge la **CITESTE IN CONTINUARE**

Sursa: secretele.com

Cum îndepărtăm în mod Natural Papiloamele Cutanate

Un articol de Cristian Iacov

Papiloamele cutanate, în special cele mari, pot complica într-adevăr unele rutine zilnice simple, cum ar fi barbieritul sau chiar îmbracarea hainelor.

Aceste formațiuni nu reprezintă un pericol pentru sănătate și nu necesită tratament, însă uneori acestea pot provoca iritații sau disconfort, nelunad în calcul și aspectul estetic care nu este deloc plăcut.

Aceste probleme sunt destul de frecvente, conform statisticilor Institutului National al Sănătății din CITESTE
IN CONTINUARE

Sursa: secretele.com

SCAPA DE MUCEGAI IN MOD NATURAL IN 5 MODURI SIMPLE FARA SA APELEZI LA CHIMICALE

Un articol de Calin Petru Barbulescu

Fie că este vorba de medii interioare sau exterioare, mucegaiul proliferază în condiții de umiditate și căldură. Deși se întâlnește cel mai des în baie sau în beciuri, acesta poate crește în orice mediu umed din casa.

Cazurile de imbolnaviri cauzate de mușegai sunt tot mai frecvente. Din păcate, mulți oameni suferă de alergii la mușegai fără să fie conștienți de acest lucru. Simptomele pot varia de la blocaje nazale, dureri de cap, erupții cutanate, oboseală, depresie și probleme de CITEȘTE ÎN CONTINUAȚIE

Sursa: secretele.com

Ridica-ti moralul cu limonada cu turmeric – Bautura lucreaza mai eficient decat orice antidepresive existente

Un articol de Cristian Iacov

Curcuma (turmeric) poate fi oricând ridicată la rangul de panaceu, fiind eficientă într-un spectru larg de boli și afecțiuni. Această rădăcină de culoare portocalie este un antiinflamator puternic ce stopează creșterea celulelor precanceroase, sprijină tratamentul bolii Alzheimer, reduce colesterolul rău, și tratează cancerul de piele.

Curcuma se folosește pentru artrita, arsuri la stomac (dispepsie), dureri de stomac, diaree, flatulență, balonare, lipsa poftei de mâncare, icter, probleme CITEȘTE ÎN CONTINUAȚIE

Sursa: secretele.com