

10 Perfect Cleaning Cheats That Everyone Should Know

I'm pretty sure that almost every person on this planet hates cleaning. But we must clean and we need to be clean. World inside pictures tried to make cleaning more interesting for you and always we are searching the best tips that will make cleaning more easy, more fun and first of all cheap.

In the presented post we have found for you 10 perfect tips that will rock your world and that you must know before start with cleaning. This clever ideas will definitely make your life easier. Below you can see tips that shows you how to remove scratches, how to clean your wash machine, how make your tub to look like new, how to clean hard water e.t.c. Check and learn from below. Enjoy!

Fix scratches in wood furniture



source

rice

How to clean the oven without harsh chemicals

How to Clean the Oven without Harsh Chemicals

Before

LiveRenewed.com

After

source

Remove Hard Water Stains With A Lemon



source

rice

How To Remove Carpet Stains With Hydrogen Peroxide



source

e

How to make your pans shine



source

Natural Grease Stain Solution



source

How to Easily Clean your Washing Machine



How to Clean Your
FRONT LOADING WASHING MACHINE
From Clean and Scentsible



ce

How to clean hard water stains with vinegar






source

rice

Homemade Tub Cleaner



source

Sursa: worldinsidepictures.com

Watch As This Ultra Tiny (8sqm only) Room Transforms Into A Complete Home




Architects: **Kitoko Studio**

Location: **Paris, France**

Area: **8.0 sqm**

Year: **2014**

Photographs: **Fabienne Delafraye**



From the architect. Maid rooms in Paris have long been considered unattractive and secluded spaces in the beautiful Haussmann buildings.



First Floor Plan

Always located on the top level under the roof of these buildings, they are characterized by their small size, with rudimentary aesthetic interior spaces and common circulations difficult to access. It's a "non architecture" within the beautiful Haussmann architecture.



© Fabienne Delafraye

Over time, the maid rooms have known different usages, therefore losing their original purpose and becoming attics / storage. Thereafter, the general increase in property prices has also generated a new consideration of these forgotten square meters and generated a renewed housing. This location under the roof which was considered unattractive became an

additional property asset, offering features not exploited by their previous occupants: sunshine, no vis-à-vis, overlooking the rooftops of Paris and the possibility to create lofts combining several maid rooms.



© Fabienne Delafraye

It's due to a lack of space and in anticipation of the coming

of a future au pair they cannot receive directly in their apartment that our clients have entrusted us with the difficult task of arranging the 8sqm maid's room. Despite the small area, the space had to be functional in order to sleep, and also to cook, eat, wash, work and store a maximum of items. The space should guarantee the independence of the future occupant.



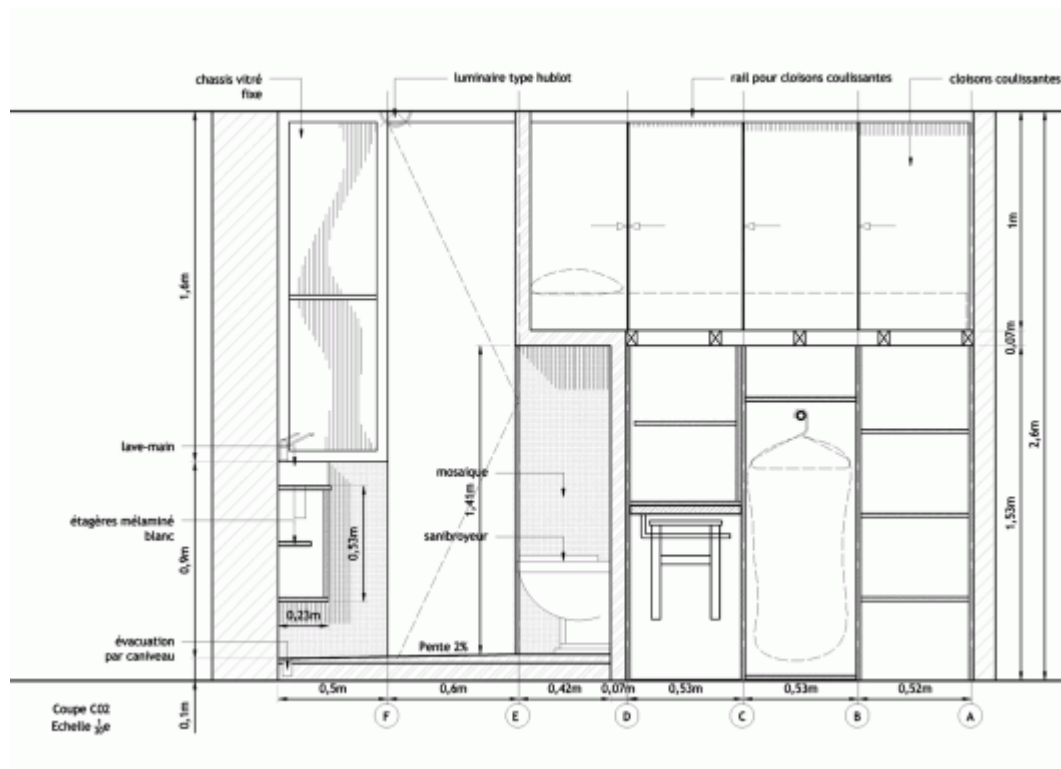
Diagram 2

The architectural response we made in order to implement many different functions refers to the “concept of the Swiss Army knife.” The Swiss Army Knife is a simple knife but, by a game of sliding and folding, it can contain a multitude of tools in a very small object. Therefore, the new maid's room is a modular transcription of such an object with elements of storage, a bed, a table, a wardrobe, a staircase, a kitchenette and a bathroom, all fully integrated within a large closet which can be unfolded according to the needs and changes the perception of space. Once all the elements are folded and stored in this “large closet”, it frees half of the area of the room.



© Fabienne Delafraye

The requirement of a unique multifunctional space has first been seen as a fairly complex constraint and, in the end, it became the real strength of the project.



Section



© Fabienne Delafraye



© Fabienne Delafraye



© Fabienne Delafraye



© Fabienne Delafraye



© Fabienne Delafraye



© Fabienne Delafraye



© Fabienne Delafraye



© Fabienne Delafraye




© Fabienne Delafraye



© Fabienne Delafraye



© Fabienne Delafraye





© Fabienne Delafraye



© Fabienne Delafraye



© Fabienne Delafraye



© Fabienne Delafraye



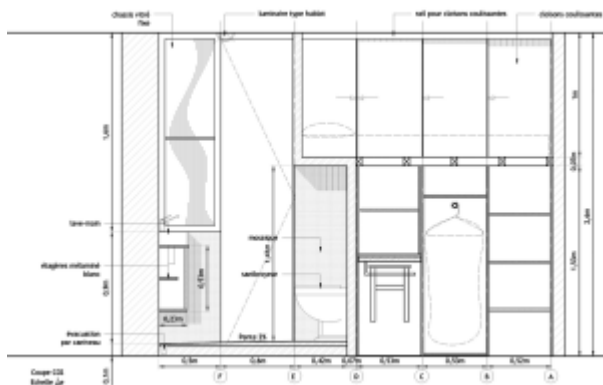
© Fabienne Delafraye



First Floor Plan



Second Floor Plan



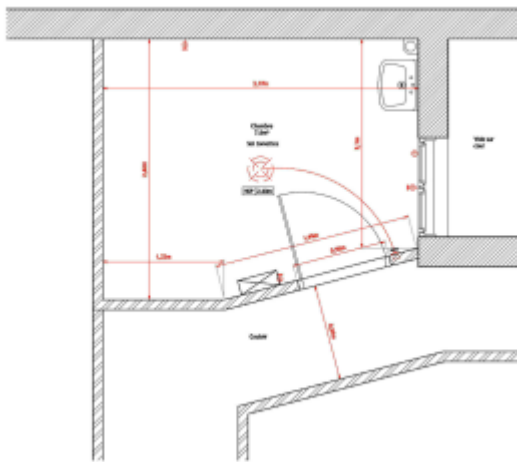
Section



Diagram 1



Diagram 2



Existing Plan

Sursa: www.archdaily.com

Sursa video: vimeo.com